

# Full-Time Adult Average Weekly Ordinary Time Earnings (AWOTE) – May 2018

ABS Cat. No. 6302.0

Publication Release Date: 16 August 2018 | Brief Release Date: 16 August 2018 | Next Brief Release Date: 21 February 2019

## AWOTE increased in May 2018

### ACT (seasonally adjusted<sup>1</sup>)

AWOTE was \$1,812 in May 2018, representing a 0.6 per cent increase from November 2017. Through the year<sup>2</sup> to May 2018, AWOTE increased by 2.0 per cent.

In the six months to May 2018, the public sector AWOTE was flat and the private sector AWOTE increased by 0.8 per cent. Through the year to May 2018, the public sector AWOTE increased by 2.7 per cent, while the private sector AWOTE increased by 1.0 per cent.<sup>3</sup>

### National (seasonally adjusted)

AWOTE was \$1,585 in May 2018, representing a 1.0 per cent increase from November 2017. Through the year to May 2018, AWOTE increased by 2.7 per cent.

In the six months to May 2018, the public sector AWOTE increased by 1.4 per cent and the private sector AWOTE increased by 1.0 per cent. Through the year to May 2018, the public sector AWOTE increased by 3.2 per cent, while the private sector AWOTE increased by 2.7 per cent.

## AWOTE, Seasonally Adjusted, ACT and Australia, May 2018

	Level (\$)	Change (%)	
		Bi-annually	tty <sup>2</sup>
<b>ACT</b>			
Public <sup>3</sup>	\$1,901	0.0	2.7
Private <sup>3</sup>	\$1,693	0.8	1.0
Total	\$1,812	0.6	2.0
<b>Australia</b>			
Public	\$1,743	1.4	3.2
Private	\$1,544	1.0	2.7
Total	\$1,585	1.0	2.7

Source: ABS Cat. No. 6302.0

### Commentary

The 0.6 per cent increase in AWOTE over the six months to May 2018 was driven by AWOTE growth in the private sector (up 0.8 per cent), while the public sector AWOTE was flat<sup>3</sup>. This was the sixth highest growth rate of AWOTE of all jurisdictions.

The 2.0 per cent through the year increase in AWOTE to May 2018 in the ACT was the fifth highest growth rate of all jurisdictions, driven by both public sector AWOTE (up 2.7 per cent) and private sector AWOTE (up 1.0 per cent).

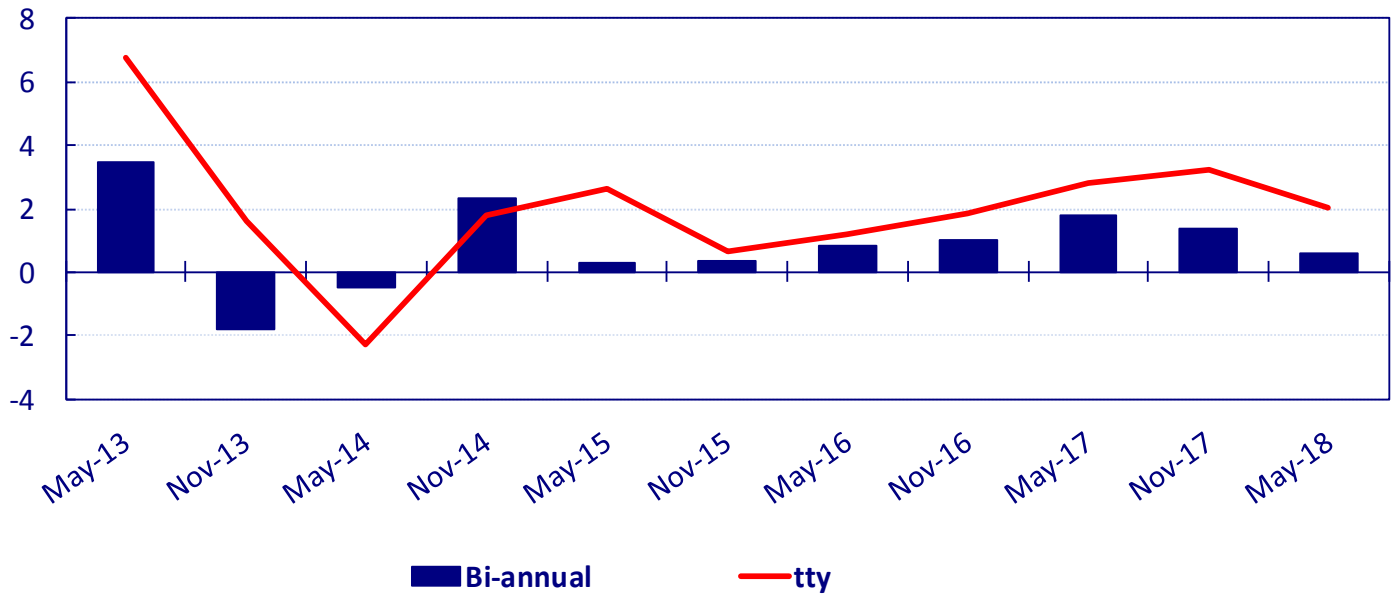
<sup>1</sup> Seasonally adjusted data takes into account calendar or regular effects so that the effects of other influences on the series may clearly be recognised.

<sup>2</sup> Through the year (tty) is the percentage change from the same period in the previous year.

<sup>3</sup> AWOTE by sector for states and territories is available in original terms only; Original data should be used with caution due to its volatility.

### AWOTE Growth, Seasonally Adjusted, ACT

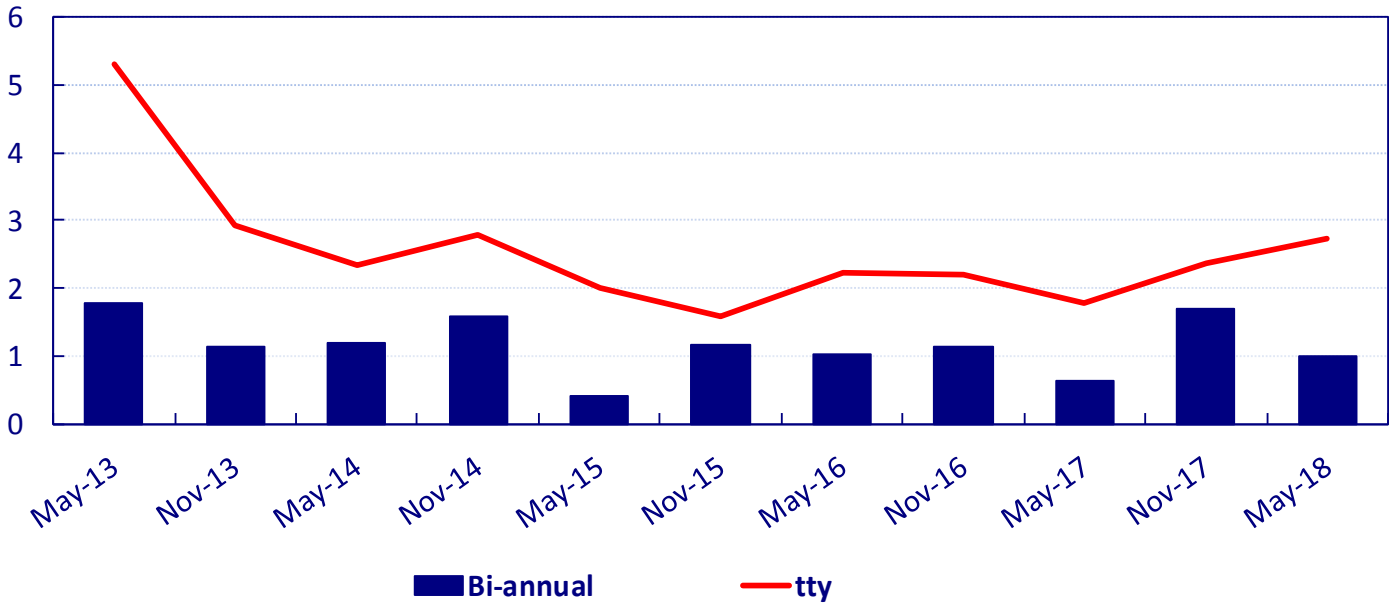
Per cent



Source: ABS Cat. No. 6302.0

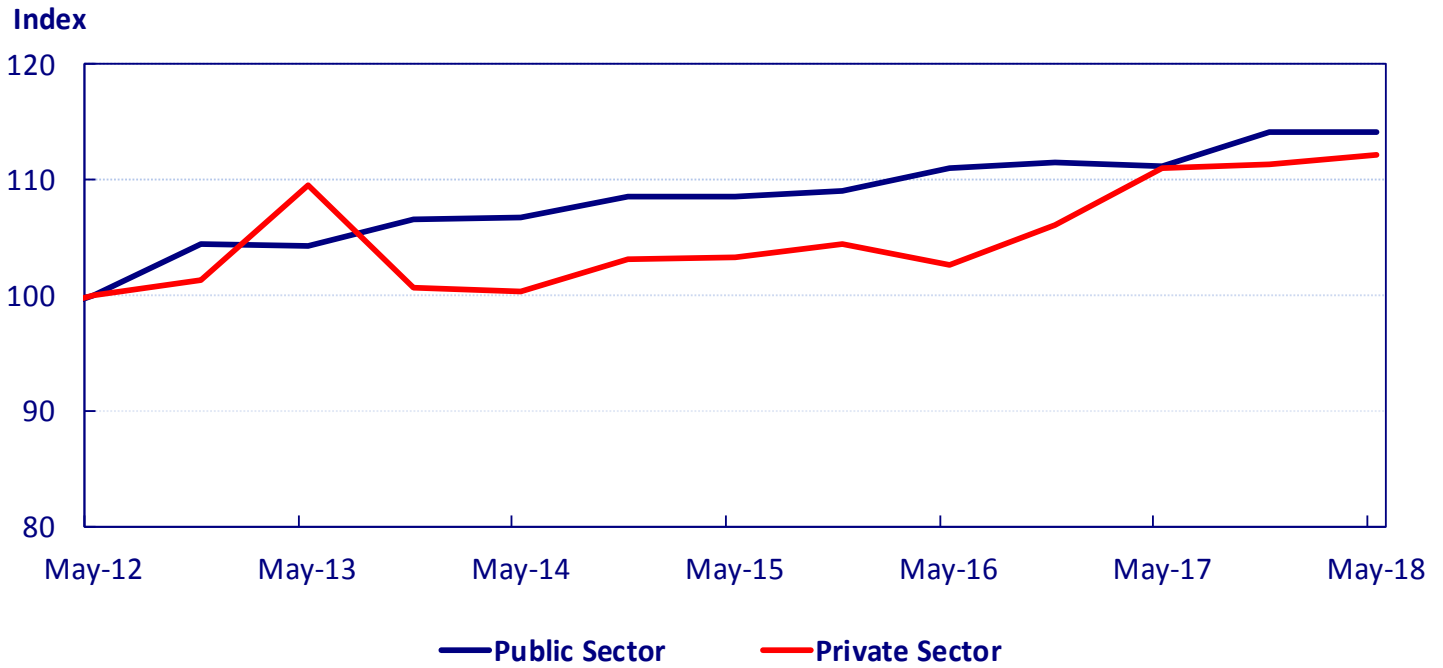
### AWOTE Growth, Seasonally Adjusted, Australia

Per cent



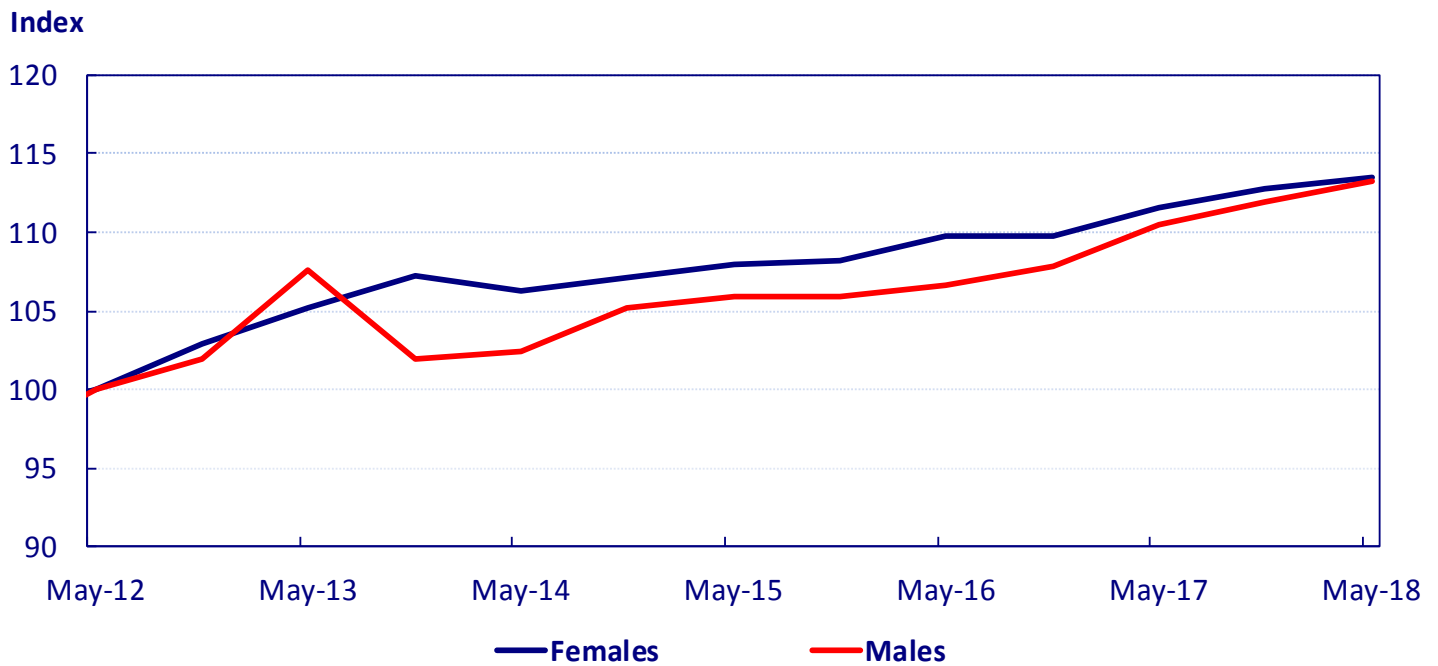
Source: ABS Cat. No. 6302.0

### AWOTE, Public and Private Sectors<sup>3</sup>, Original ACT



Source: ABS Cat. No. 6302.0; Notes: The level of AWOTE for each sector is converted into indices; Reference index May 2012 = 100.

### AWOTE, Males and Females, Seasonally adjusted, ACT



Source: ABS Cat. No. 6302.0; Notes: The level of AWOTE for males and females is converted into indices; Reference index May 2012 = 100.

#### Definition and Notes

Average weekly ordinary time earnings refer to one week's earnings of employees for the reference period attributable to award, standard or agreed hours of work, excluding overtime. It is calculated before taxation and any other deductions have been made. Adult employees are those employees 21 years of age or over and those employees who, although under 21 years of age, are paid at the full adult rate for their occupation.

<sup>3</sup> AWOTE by sector for states and territories is available in original terms only; Original data should be used with caution due to its volatility.