

# Business Impacts of COVID-19 – October 2020

## ABS Release: Business Indicators, Business Impacts of COVID-19



**ACT**  
Government  
Chief Minister, Treasury and  
Economic Development

Publication Release Date: 22 October 2020 | Next Release Date: Unknown

**Note:** The Business Impacts of COVID-19 survey was conducted between 9 October and 15 October 2020. The sample consisted of 2,000 businesses with a response rate of 63 per cent.

### Commentary

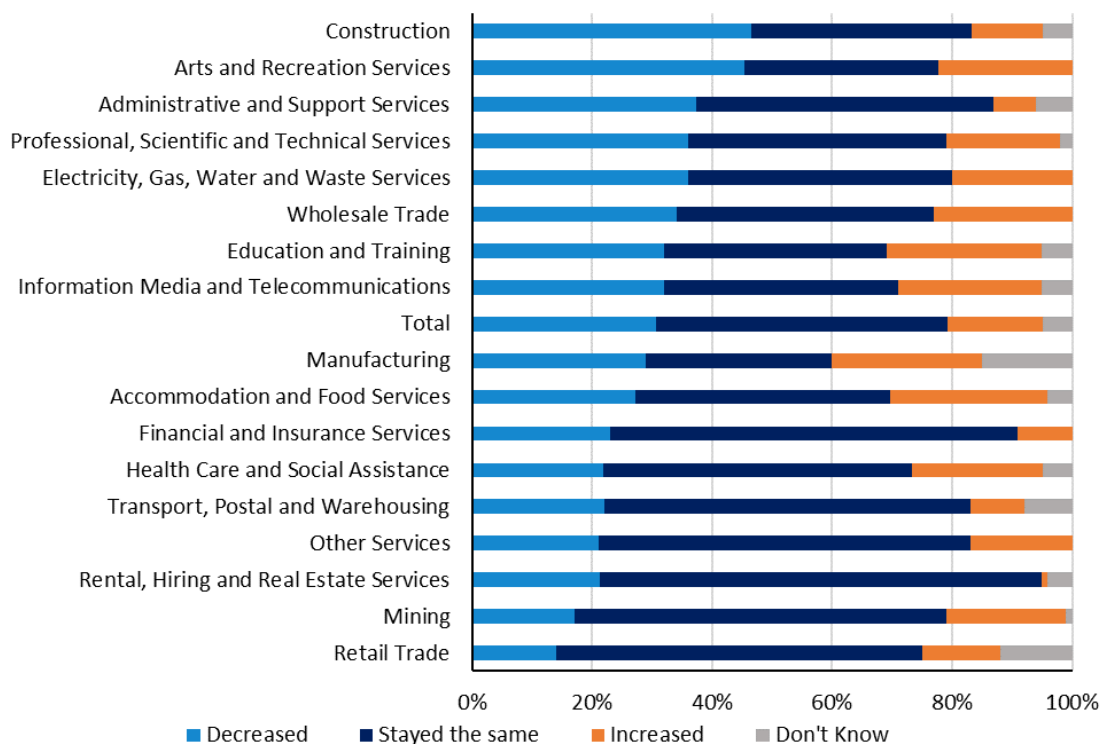
Businesses reported on changes in revenue, the number of employees (both in October 2020), and forward-looking sentiment around expected changes over the coming month (in November 2020).

#### Change in business revenue

In October 2020, 31 per cent of businesses reported a decrease in revenue. This rate was lower compared to September (38 per cent) and August (41 per cent). Three-quarters of businesses expected their revenue to stay the same (56 per cent) or increase (18 per cent) in November.

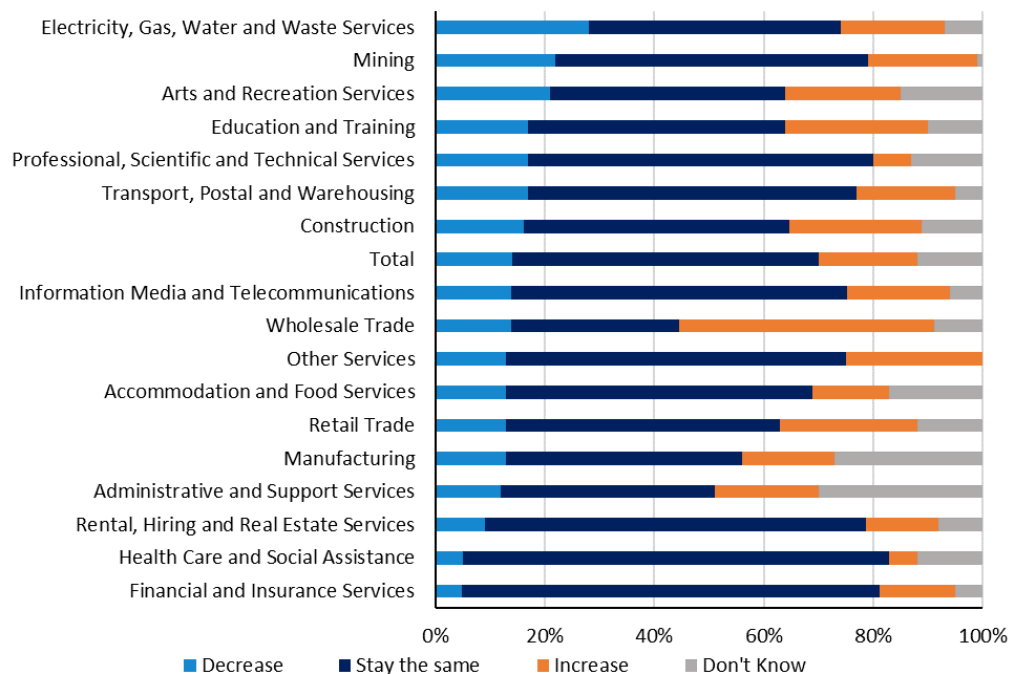
A comparison across industries shows that, *Construction* recorded the largest proportion of businesses reporting a decrease in revenue in October (47 per cent), while *Electricity, Gas, Water and Waste Services* recorded the largest proportion of businesses expecting a decrease in revenue in November (28 per cent).

**Chart 1: Change in business revenue in October 2020, by industry, Australia**



Source: ABS Release: *Business Indicators, Business Impacts of COVID-19*

**Chart 2: Expected change in business revenue in November 2020, by industry, Australia**



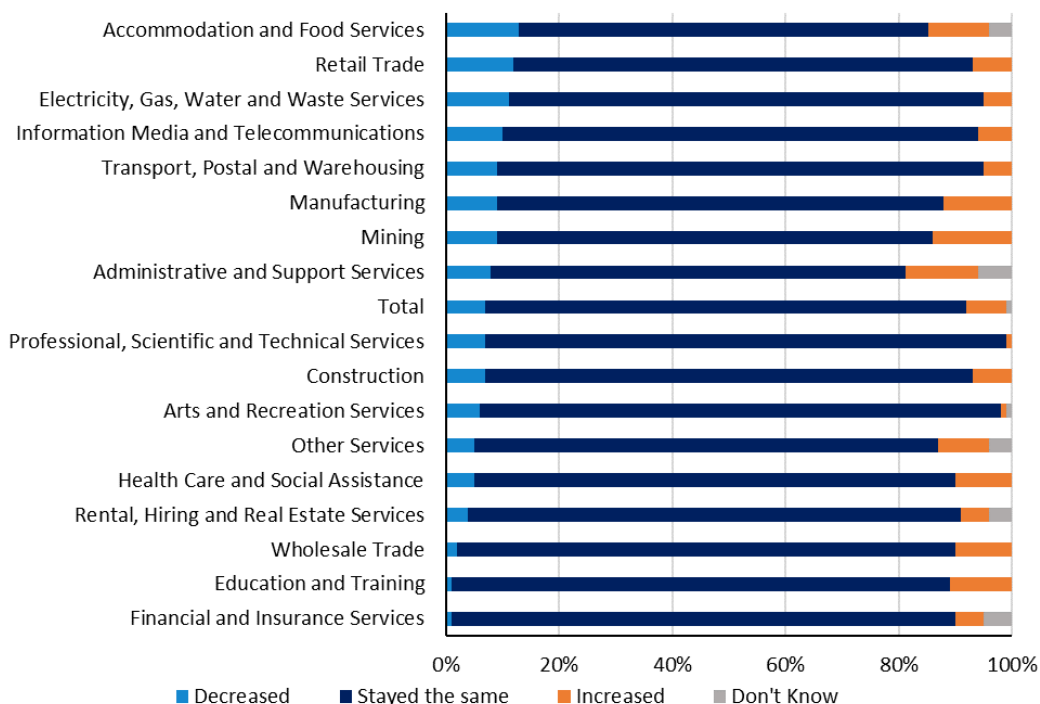
Source: ABS Release: *Business Indicators, Business Impacts of COVID-19*

Change in number of employees

In October 2020, 7 per cent of businesses reported a decrease in the number of employees. This rate was lower compared to September (9 per cent) and August (8 per cent). Fewer businesses expected a decrease in the number of employees in November (2 per cent).

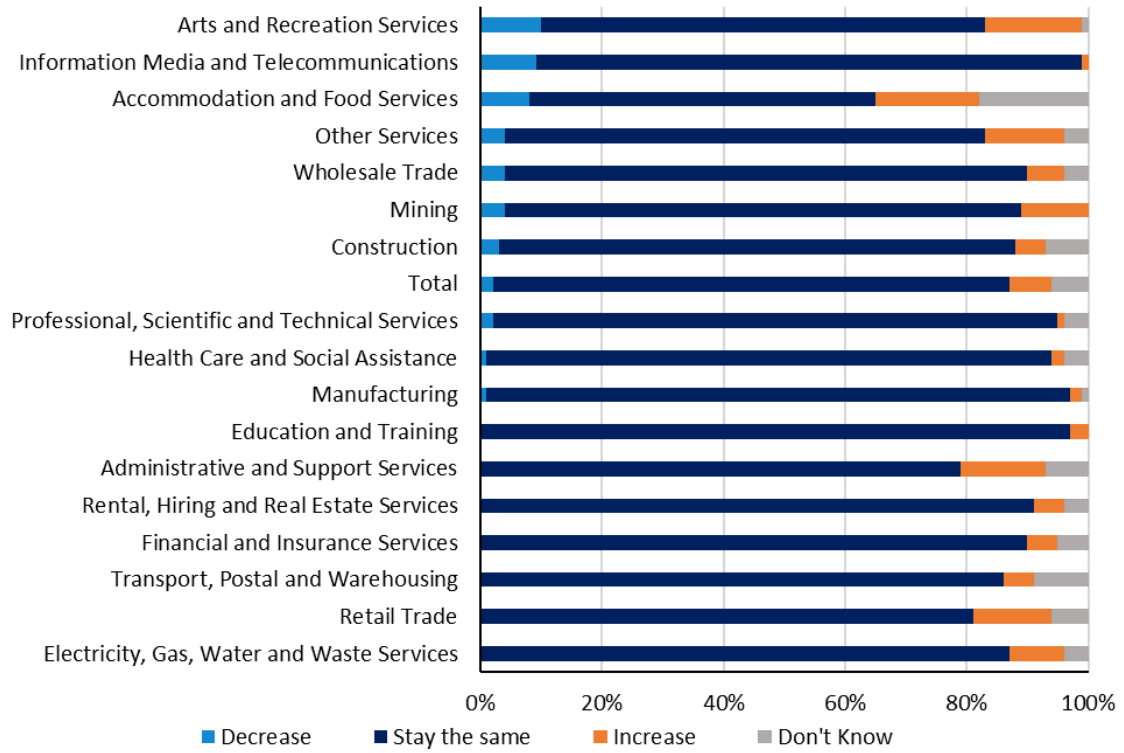
*Accommodation and Food Services* recorded the largest proportion of businesses reporting a decrease in the number of employees in October (13 per cent), while *Arts and Recreation Services* recorded the largest proportion of business expecting a decrease in the number of employees in November (10 per cent).

**Chart 3: Change in number of employees in October 2020, by industry, Australia**



Source: ABS Release: *Business Indicators, Business Impacts of COVID-19*

**Chart 4: Expected change in number of employees in November 2020, by industry, Australia**



Source: ABS Release: *Business Indicators, Business Impacts of COVID-19*