

# Job Vacancies — February 2017

ABS Cat. No. 6354.0

Publication Release Date: 30 March 2017 | Brief Release Date: 30 March 2017 | Next Brief Release Date: 29 June 2017



**ACT**  
Government

Chief Minister, Treasury and  
Economic Development

## Job Vacancies in the ACT increased by 3.5 per cent in the three months to February 2017

### ACT (Original<sup>1</sup>)

Total job vacancies increased by 3.5 per cent in the three months to February 2017, to 5,900 vacancies. Through the year<sup>2</sup> to February 2017 total job vacancies increased by 22.9 per cent.

In the three months to February 2017, job vacancies for the public sector decreased by 7.1 per cent and for the private sector increased by 4.7 per cent. Through the year to February 2017, job vacancies for the public sector decreased by 7.1 per cent, while those for the private sector increased by 32.4 per cent.

### National (Seasonally Adjusted)

Total job vacancies increased by 1.8 per cent in the three months to February 2017, to 185,600 vacancies. Through the year to February 2017 total job vacancies increased by 7.3 per cent.

In the three months to February 2017, job vacancies in the public sector increased by 4.0 per cent, while job vacancies in the private sector increased by 1.5 per cent. Through the year to February 2017, job vacancies for the public sector increased by 16.8 per cent and those for the private sector increased by 6.4 per cent.

### Job Vacancies, ACT and Australia, February 2017

	Job Vacancies (000)	Change (%)	
		Quarterly	tty <sup>2</sup>
<b><u>ACT — Original</u></b>			
Public	1.3	-7.1	-7.1
Private	4.5	4.7	32.4
<b>Total</b>	<b>5.9</b>	<b>3.5</b>	<b>22.9</b>
<b><u>Australia — Seasonally Adjusted</u></b>			
Public	18.1	4.0	16.8
Private	167.5	1.5	6.4
<b>Total</b>	<b>185.6</b>	<b>1.8</b>	<b>7.3</b>

Source: ABS Cat. No. 6354.0

### Commentary

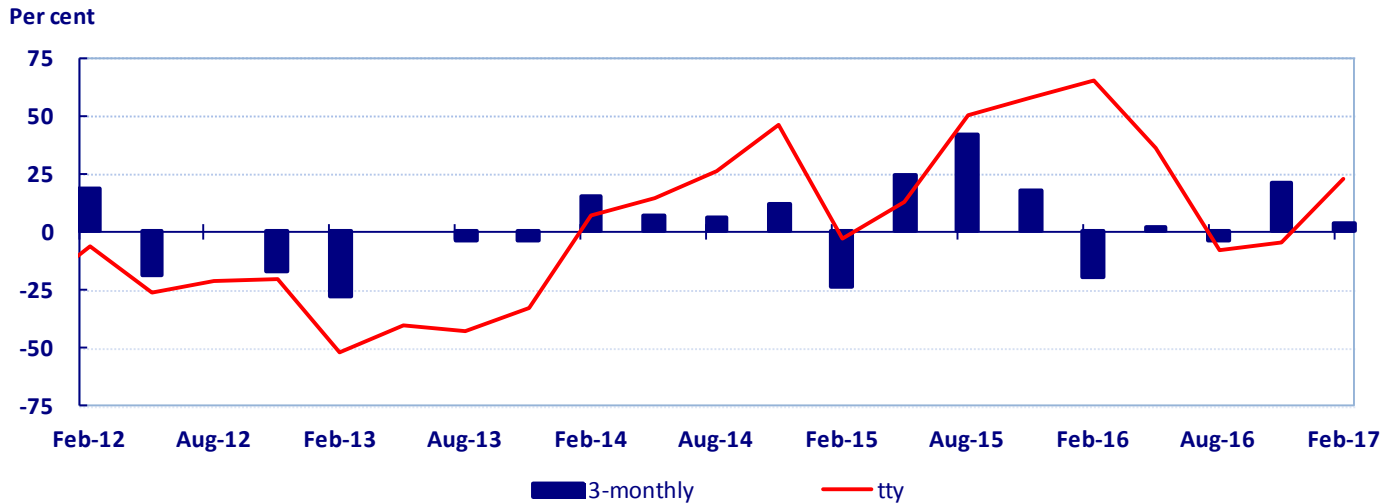
The 22.9 per cent increase in the total job vacancies in the ACT in the three months to February 2017 was driven by the increase in the private sector job vacancies, partially offset by the decrease in the public sector job vacancies. This may, in part, be due to retailers increasing their hiring over the Christmas period. Total job vacancies in the ACT in February 2017 remained well above its five-year average.

Job vacancies are a leading indicator of employment, which may reflect a solid employment outlook in the ACT over the near future.

<sup>1</sup> Data for states and territories is available in original terms only; original data should be used with caution due to its volatility.

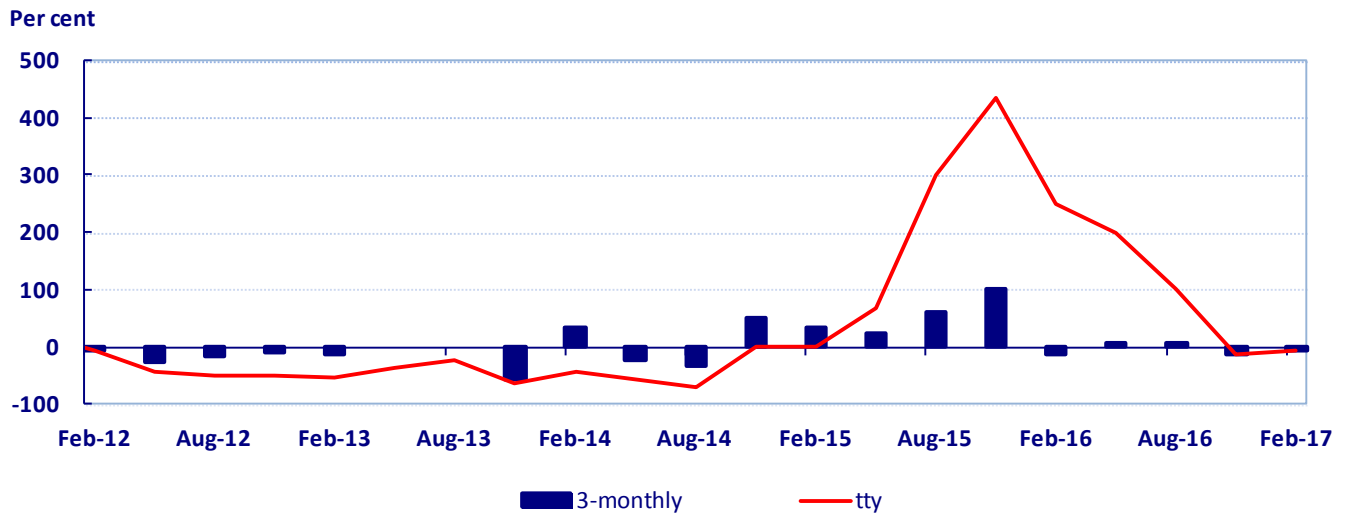
<sup>2</sup> Through the year (tty) is the percentage change from the same period in the previous year.

### Growth in Total Job Vacancies, ACT, Original data



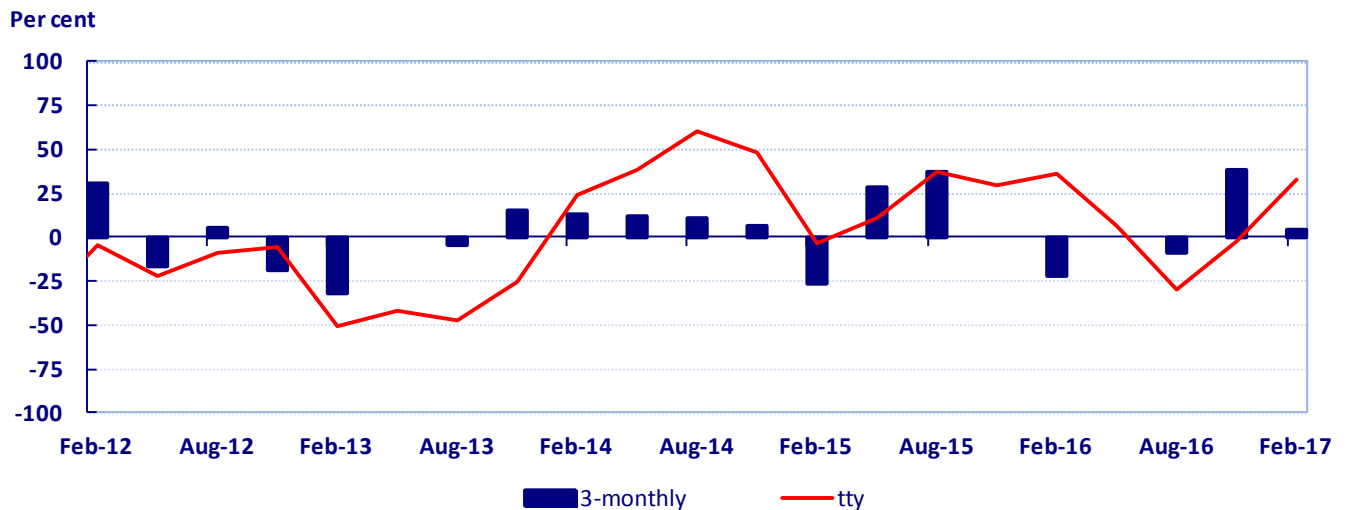
Source: ABS Cat. No. 6354.0

### Growth in Public Sector Job Vacancies, ACT, Original data



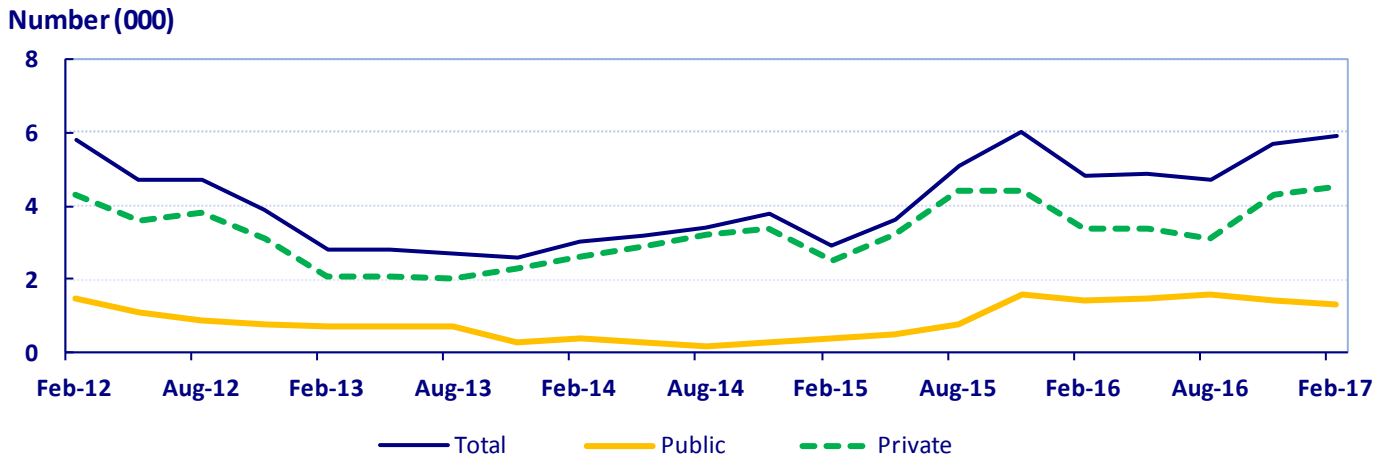
Source: ABS Cat. No. 6354.0

### Growth in Private Sector Job Vacancies, ACT, Original data



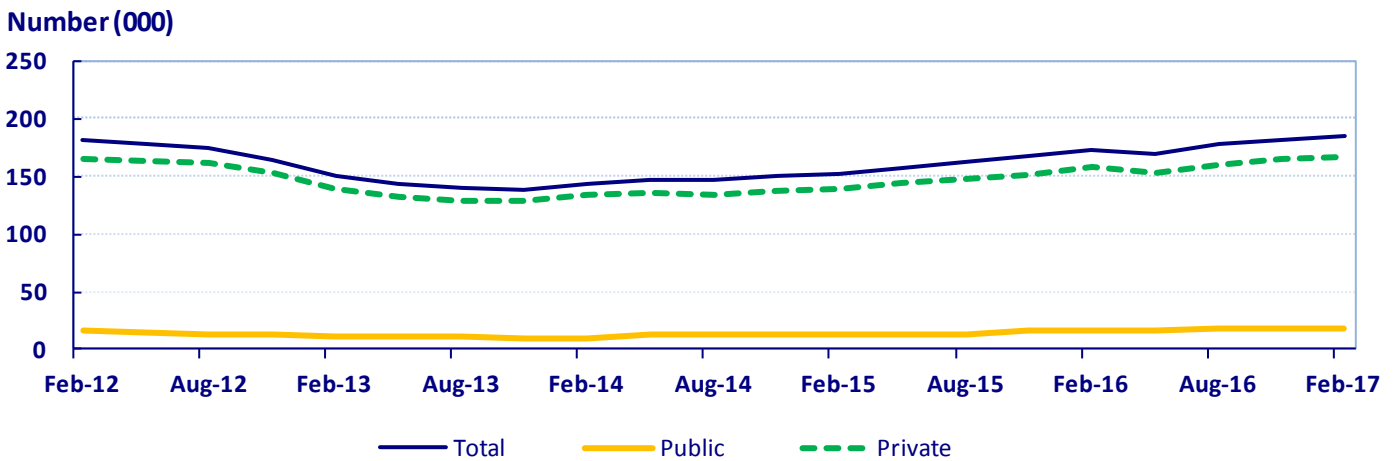
Source: ABS Cat. No. 6354.0

### Number of Job Vacancies, ACT, Original data



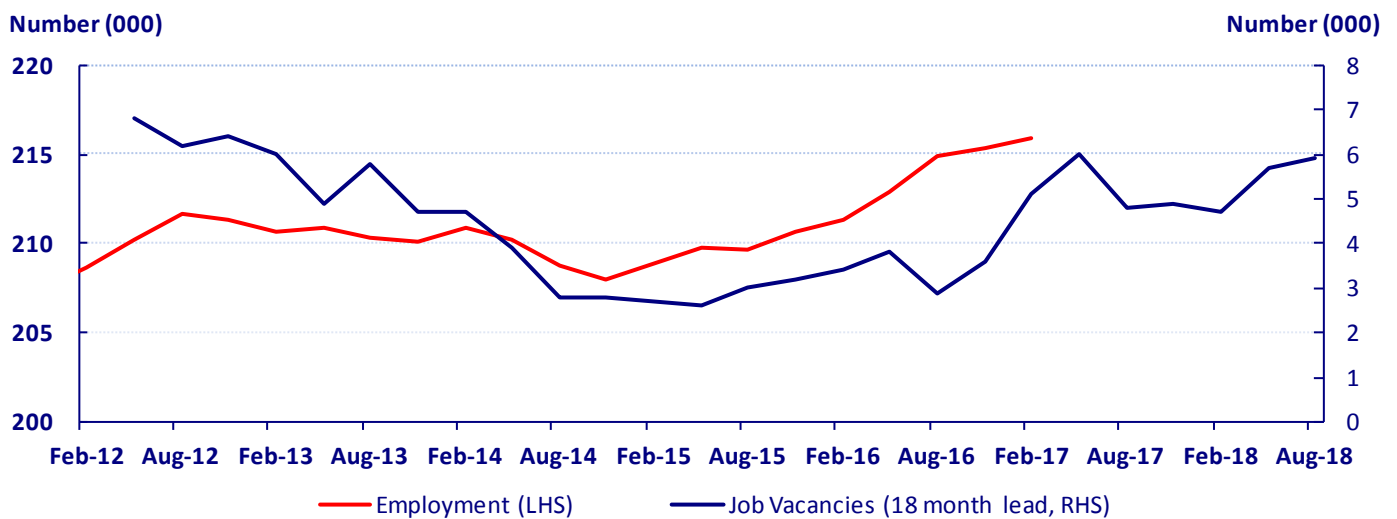
Source: ABS Cat. No. 6354.0

### Number of Job Vacancies, Australia, Seasonally adjusted data



Source: ABS Cat. No. 6354.0

### Total Job Vacancies (Original data, 18 month lead) and Total Employment (Trend data), ACT



Source: ABS Cat. No. 6354.0 and 6202.0